

HELIX CURVED STAIRLIFTS

RIISING ABOVE LIFE'S TWISTS AND TURNS



Stylish Seat



Tight Turns



Outdoor Solutions



Blends with Decor

A photograph of a middle-aged couple sitting on a wooden staircase. The woman, with short blonde hair, is wearing a white long-sleeved shirt under a light-colored, textured knit vest. She has her arm around the man's shoulder. The man, with dark hair, is wearing a dark blue sweater over a plaid shirt. They are both smiling warmly at the camera. The background is a soft-focus view of the staircase and a wall.

HARMAR

Harmar is a leading manufacturer of lifts and is inspired by those who are mobility challenged. Harmar is driven to create mobility and accessibility products that help or enable people to go where they want, when they want.

Founded in 1998, Harmar has a proud history of growth by evolving our product lines to enrich the lives of our customers. We give people the path to independence to remain in their homes, enjoy their families, and be engaged in their communities. Through innovation, we are committed to helping people of all ages overcome their limited physical mobility at home and away. All Harmar lifts are made in the USA, which means quality you can depend on.

REACHING NEW HEIGHTS IN YOUR HOME

Navigating your staircase doesn't have to be a challenge or intimidating. Your ability to enjoy your life, your family, and your home will be made easier with a Harmar stairlift.

Every year over 100,000 people invest in their independence by purchasing a stair lift. You can too. Be independent. Be confident. Be informed about your options.

The best way to get from Point A to Point B isn't always a straight line. A custom-built curved stair lift is as unique as its owner. Harmar offers fast turnaround times, amongst the best in the industry, and delivers on quality, form, and function. The Helix has a narrow profile, mounting closer to the wall, hugging the stairway with tighter bends and flowing radius curves, allowing for one continuous, uninterrupted ride. The ride is ultra-smooth, stable-and whisper quiet.

With its slim design, ergonomic seating, and premium upholstery, you'll experience comfort and style.

Innovative engineering and design from a trusted manufacturer; Harmar gives you the confidence and freedom to go wherever you want in your home. Whenever you want.



70%

OF SENIORS
MODIFYING
THEIR HOMES
CITE SAFETY AS
THE PRIMARY
REASON.



BUILT TO LAST WITH STYLE

True-curve system saves space

Stylish, blends with decor

Custom built with durability

Smooth quiet ride

Fast production lead times from factory to your home


PEACE OF MIND FEATURES



Space-saving seat folds to 16" while not in use so others can pass by.



Retractable seat belt standard on all Helix models.



Integrated sensor plates detect obstruction's and stop the lift.

PRECISION FABRICATED & DESIGNED

Harmar's Helix is constructed with highly durable steel rails and gives you the peace of mind you deserve. Designed with precision, manufactured with state-of-the-art tube bending techniques, and finished by experienced fabricators, the True-Curve rail and highly engineered gear motor results in an extraordinarily smooth ride. And for those concerned with style and house appearance, you'll get the added pleasure of having this stairlift blend with your staircase and home decor.



Outdoor applications



Unique staircase layouts



Top and bottom landings



Tight turns

PROFESSIONAL INSTALLATION

Harmar dealers and installers are thoroughly trained and certified by Harmar.

Harmar provides dealers a precision calibrated camera and marker kit for a digitally accurate evaluation to measure your staircase before ordering. Our engineering and design of the Helix allows for faster and easier installation with simple connect rails, fewer footings attaching to your staircase, and less manpower to set the chassis for minimal disruption to you.


All operations are checked and adjusted to you to ensure the most optimal ride. Our installers go over all the operations with you so you may become familiar with your new stair lift. Planning, precision, and quality are what sets Harmar apart from others.




CUSTOM CONFIGURATIONS TO FIT YOUR HOME

A Helix Curved Stairlift means one of a kind, made just for you. Harmar offers a variety of configurations to fit your stair case and your abilities. Whether that be spiral, multiple turns, or flowing radius curves, we customize your Helix Curved Stairlift to fit your existing stair case, surrounding area, and decor. Many customers choose to extend the rail to take them down a hallway, to a bedroom, or simply park it out of the way.







Beige rail with long sweeping turn on the wall side of the stairs



Black rail with wide 180° turn on the wall side of stairs



Black rail with 90° turn against the banister side of the stairs



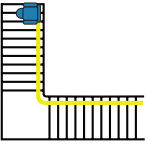
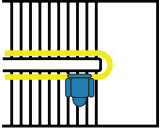
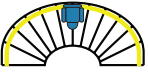
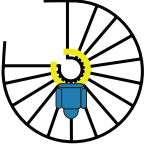

Beige rail with tight 180° turn on the inside wall of stairs



Beige rail with wide 180° turn the landing of the banister side of stairs

HELIX CURVED STAIRLIFT SPECIFICATIONS

HELIX MODELS

	CSL590-18:	<ul style="list-style-type: none"> - 0°-90° first turn - Up to 18' rail
	CSL590-24:	<ul style="list-style-type: none"> - 0°-90° first turn - Up to 24' rail
	CSL580-18:	<ul style="list-style-type: none"> - 91°-180° first turn - Up to 18' rail
	CSL580-24:	<ul style="list-style-type: none"> - 91°-180° first turn - Up to 24' rail
	CSL570:	<ul style="list-style-type: none"> - Sweep - Up to 24' rail
	CSL560:	<ul style="list-style-type: none"> - Spiral - Up to 24' rail
	CSL510:	<ul style="list-style-type: none"> - Straight with overrun - Up to 16' rail
	CSL511:	<ul style="list-style-type: none"> - Straight with intermediate landing - Up to 16' rail

Additional operations include 90° turns, 180° turns, parks, intermediate landings, drop nose, and top overruns.

SPECIFICATIONS

OPTIONS	<ul style="list-style-type: none"> - Emergency stop - Key switch - Additional call/send - Additional charging station - Black or beige rail, chassis, upholstery - Outdoor package
WEIGHT CAPACITY	350 lb
DRIVE SYSTEM	Steel rack and pinion
LIFT SPEED	20 FPM
SEAT	19" x 15"
FOLDED WIDTH	16" from wall
POWER	24V DC
RAIL LENGTH	<ul style="list-style-type: none"> - 16', 18' and 24' standard depending on configuration - Extra rail up to 164'
CERTIFIED	<ul style="list-style-type: none"> - ETL listed - CSA B44.1/ASME A17.5 - Safety standard ASME A18.1 - Rated commercial & residential
WARRANTY	<ul style="list-style-type: none"> - Limited lifetime: Drive system, structure - 2-year parts - 1-year battery



1500 Independence Blvd., Suite 220
Sarasota, FL 34234
800-833-0478
www.harmon.com