

GoLift



Amico

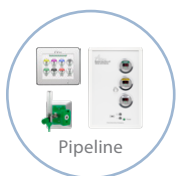


Amico Group of Companies

Amico Corporation, founded in 1974, designs, manufactures and markets a broad range of products for virtually every department in the health care facility. Our mission is to provide state-of-the-art products that facilitate the caregiver's role in providing the best outcomes for patients.

These products are manufactured in eight facilities in the U.S. and Canada, which occupy over **700,000** square feet.

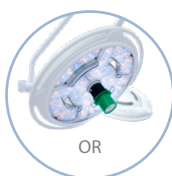




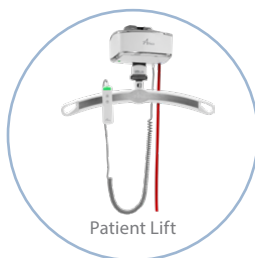
Pipeline



Architectural



OR



Patient Lift



ICU Booms




Lights



Patient Care



Beds



Source



Accessories



Diagnostic



SOT



Interiors


Amico Group of Companies - One Point of Contact. One Total Solution.

GoLift Features

- World's lightest patient lift
- Emergency stop
- Emergency lowering
- Battery status indicators
- LED light indicators
- Wired magnetic hand control
- Infection control features
- Manual emergency lowering
- Quick connect carry bar
- Power Traverse option



Safe Patient Handling



Quick Connect Carry Bar



Infection Control Features



Smallest Lift in the Market



Wired Magnetic Hand Control

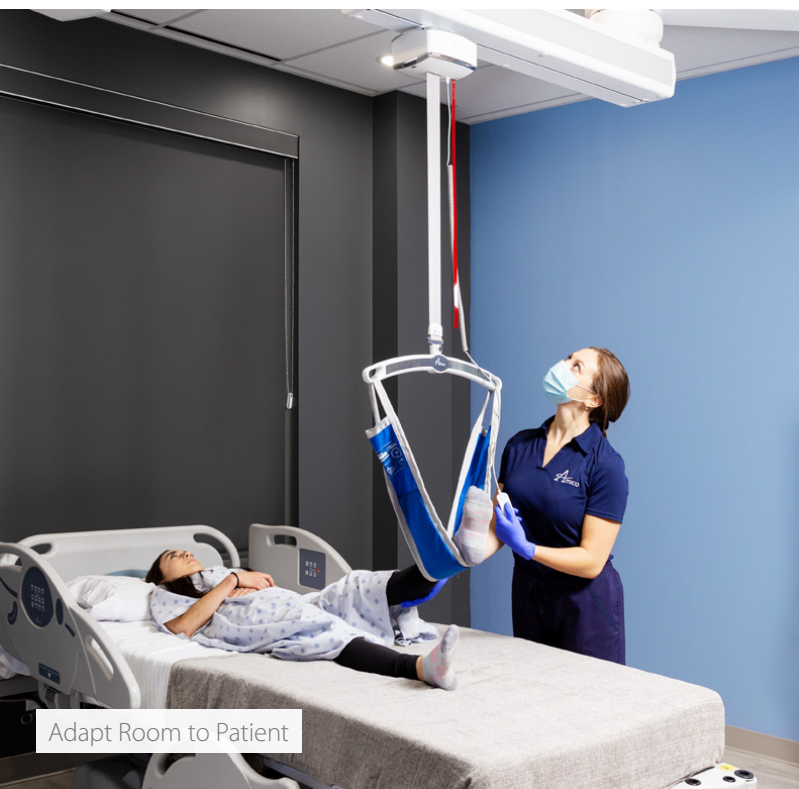


Power Traverse Option

GoLift Patient Lift Pendant (PLP)



Patient Lift Integration



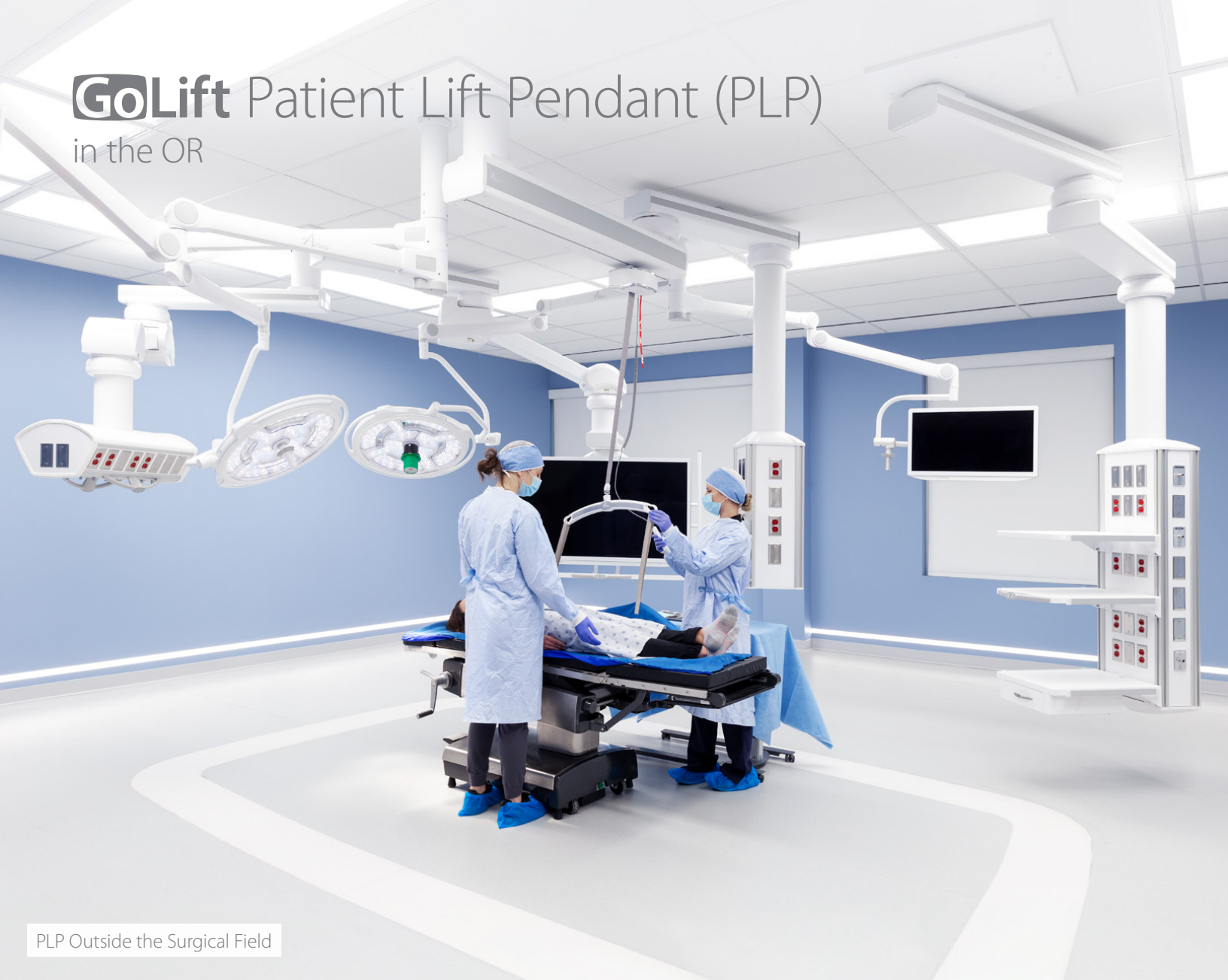
Adapt Room to Patient



Side-to-Side Transfers and Reposition in Bed



GoLift Patient Lift Pendant (PLP) in the OR



PLP Outside the Surgical Field



Reduced Risk of Injury to Patients and Caregivers



PLP Inside the Surgical Field



GoLift Headwall Integration




GoLift Service & Maintenance



Serviceability Made Simple



Light Weight and Portable




Durability and Strength

Retrofit with **GoLift**

- Quick connection design
- Adapter trolleys work with all major lift manufacturer tracks
- Easy installation and maintenance
- Compatible with end stop and continuous charging systems
- Instant electrical connection



Quick Connection Design



Compatible Adapter Trolleys



Easy to Install



GoLift 1000

Introducing the GoLift 1000 - a powerful product catered to Bariatric patients. Two compact GoLift 700 systems designed for an increased lifting capacity of 1000 lbs (454 kg).

- Four Point Carry Bar
- Emergency stop
- Emergency lowering
- Battery status indicators
- LED light indicators
- Wired magnetic hand control
- Infection control features
- Manual emergency lowering
- Quick connect carry bar




Wired Magnetic Hand Control



Quick Connection Design



Four Point Carry Bar



GoLift1000

The GoLift1000 can be converted
into two GoLift700s!

GoLift1000 Trolley




GoLift Goes Portable!

The Amico GoLift **Portable450** system is designed for clinicians to transfer a patient lift from room to room. It is the smallest and lightest portable patient lift in the world today.

- Weighs **6 lbs**, lifts **450 lbs!**
- Wired magnetic hand control
- Controls on lift motor
- Emergency stop and lowering
- Manual lowering
- Reacher Bar
- Long lasting Ni-Mh battery



Reacher Bar



Durable



Lightweight





GoLift

Portable 450



Emergency Stop



Homecare Safe Patient Handling



Controls on Lift Motor



Infection Control Features



Wired Magnetic Hand Control



Emergency Lowering


GoLift Slings

We offer a wide selection of reusable and disposable slings. Refer to our Sling Brochure for more details.


Guidelines for Choosing your Sling Size

		S	M	L	XL
GoBasic		With Head Support Height: 29" (73.6 cm) Shoulder: 20" (50.8 cm) Hip: 16" (40.6 cm)	Height: 30" (76.2 cm) Shoulder: 24" (60.9 cm) Hip: 20" (50.8 cm)	Height: 31" (78.7 cm) Shoulder: 28" (71.1 cm) Hip: 24" (60.9 cm)	Height: 32" (81.2 cm) Shoulder: 32" (81.2 cm) Hip: 28" (71.1 cm)
	No Head Support	Height: 21" (53.3 cm) Shoulder: 20" (50.8 cm) Hip: 16" (40.6 cm)	Height: 22" (55.8 cm) Shoulder: 24" (60.9 cm) Hip: 20" (50.8 cm)	Height: 23" (58.4 cm) Shoulder: 28" (71.1 cm) Hip: 24" (60.9 cm)	Height: 24" (31 cm) Shoulder: 32" (81.2 cm) Hip: 28" (71.1 cm)
GoLong		42" x 78" (106.6 cm x 198.1 cm)		56" x 78" (142.2 cm x 198.1 cm)	
GoHygiene		Chest: 32" (81.2 cm)	Chest: 36" (91.4 cm)	Chest: 40" (101.6 cm)	Chest: 44" (111.7 cm)
GoComfort		Height: 23" (58.4 cm) Shoulder: 24" (60.9 cm) Hip: 20" (50.8 cm)	Height: 24" (60.9 cm) Shoulder: 26" (66 cm) Hip: 22" (55.8 cm)	Height: 25" (63.5 cm) Shoulder: 28" (71.1 cm) Hip: 24" (60.9 cm)	Height: 26" (66 cm) Shoulder: 30" (76.2 cm) Hip: 26" (66 cm)
GoActive		Chest: 40" (101.6 cm)	Chest: 44" (111.7 cm)	Chest: 48" (121.9 cm)	Chest: 52" (132 cm)
GoReposition		20" x 75" (51 cm x 190.5 cm)			
GoLimb		15" x 7" (38.1 cm x 17.8 cm)			
GoTurn		Width: 22" (55.8 cm)			
GoAmputee		Height: 28" (71.1 cm) Hip: 15" (38.1 cm)	Height: 33" (83.8 cm) Hip: 18" (45.7 cm)	Height: 38" (96.5 cm) Hip: 22" (55.9 cm)	Height: 43" (109.2 cm) Hip: 26" (66 cm)
GoWalk		Hip: 15" (38.1 cm)	Hip: 18" (45.7 cm)	Hip: 22" (55.9 cm)	Hip: 26" (66 cm)

Anatomy of the GoLift



Anatomy of the **GoLift** Portable**450**



Back of the GoLift Portable450

Emergency stop




GoTrack Systems

Configurations


- XY Gantry (H-Track)
- Straight Track
- Patient Lift Pendant
- Turntable (Manual or Power)
- Free-Standing Track
- Wall-Post Track
- Power Traverse Gantry

Features

- Light weight and high lifting
- Quick and easy
- Hidden end stops for safety
- Continuous charge or end stop charge




Gantry Gate



Power Turntable



Curved Track



Straight Track



PLP Track

GoLift Accessories



One Hook Carry Bar



Two Hook Carry Bar



Four Point Carry Bar




Fixed One Hook Carry Bar




Fixed Two Hook Carry Bar



Power Traverse



Curtain Jumping Trolley



GoLift400 Trolley



GoLift700 Trolley



GoLift1000 Trolley



Scale

GoLift Specifications



Three GoLift Weight Capacities

GoLift400

Single Lift
GO-LIFT-400 Lift Up to
400 lbs / 181 kg

GoLift700

Single Lift
GO-LIFT-700 Lift Up to
700 lbs / 318 kg

GoLift1000

Tandem Lifts
GO-LIFT-1000 Lift Up to
1000 lbs / 454 kg



Maximum Lifting Speed

No load: 2 inches/second
GoLift400: 1 inch/second
GoLift700: 1 inch/second
GoLift1000: 1 inch/second

Unit Weight

GoLift400: 10 lbs (4.5 kg)
GoLift700: 10 lbs (4.5 kg)
GoLift1000: 20 lbs (9 kg) (*Tandem Lifts*)

Safe Working Load (SWL)

GoLift400: 400 lbs (181 kg)
GoLift700: 700 lbs (318 kg)
GoLift1000: 1000 lbs (454 kg)

Dimensions

GoLift400 / GoLift700:
• Length: 7.75" (196.8 mm)
• Width: 7.75" (196.8 mm)
• Height: 4.25" (107.9 mm)
• Strap Length: 84" (2133.6 mm)

GoLift1000:
• Length: 15.5" (393.7 mm)
• Width: 7.75" (196.8 mm)
• Height: 4.25" (107.9 mm)
• Strap Length: 84" (2133.6 mm)

Number of Lifts per Charge (Duty: 10/90)

25% of Strap at Midrange¹:
• 375 with 185 lbs (84 kg)
• 170 with 400 lbs (181 kg)
• 102 with 700 lbs (318 kg)
• 140 with 1000 lbs (454 kg)

Charging Time: 2-4 hours
¹Calculated using 5Ah Packs

Lift Case

Flame Retardant ABS

Batteries

High Capacity, Nickel Metal Hydride (NiMH)
Standard: 2x 14.4V (3.3Ah)
Optional: 2x 14.4V (5Ah)

Battery Charger:

Input: 100-240V AC
Output: 36V DC, 1.0A, 40W

Hand Control

Protection Class: IPX4

Maximum Sound Level

<55 dB

Expected Service Life

10 years or 22,500 cycles

Safety

Emergency Stop
Emergency Lowering Device
Upper Limit Detection
Lower Limit Detection
Slack Tape Sensor
Free Fall Brake (over speed governor)
Low Battery and Dead Battery Alarms
Soft Start and Stop
Overload Protection
Emergency Manual Lowering

Approvals

Certified to: CAN/CSA-C22.2 No
60601-1:08, UL 60601-1:08
Tested to: ISO 10535-06, CE



GoLift Portable450



Maximum Lifting Speed

No load:	1.7 inches/second
150 lbs/68 kg:	1.3 inches/second
450 lbs/204 kg:	1.0 inch/second

Unit Weight

6 lbs (2.72 kg)

Safe Working Load (SWL)

450 lbs (204 kg)

Dimensions

- Length: 19.4" (492.7 mm)
- Height: 5.2" (132 mm)
- Depth of Lift: 3.7" (94 mm)
- Strap Length: 74" (1879.6 mm)

Number of Lifts per Charge (Duty: 10/90)

25% of Strap at Midrange:

- 78 with 150 lbs (68 kg)
- 46 with 450 lbs (204 kg)

Charging Time: 2-4 Hours

Lift Case

Flame Retardant ABS

IP23 Lift - protected from fingers and water spray less 60 degrees from vertical

Batteries

High Capacity, Nickel Metal Hydride (NiMH)
1x 24V (1.6Ah)

Battery Charger

Input: 100-240V AC
Output: 36V DC, 1.0A, 40W

Hand Control

IPX4 Hand Control - protects from splashing water, no matter the direction

Expected Service Life

22,500 cycles or 10 years. It is recommended that the lift be replaced after this time. The expected life of slings, batteries fuses, straps and cord is dependent upon proper maintenance.

Safety

Emergency Stop
Emergency Lowering Device:
Independent Circuit
Manual Lowering
Upper Limit Detection
Lower Limit Detection
Slack Tape Sensor
Free Fall Brake (Over Speed Governor)
Low Battery and Dead Battery Alarms
Soft Start and Stop
Overload Protection

Approvals

CAN/CSA-C22.2 No 60601-1:08
CAN/CSA-Z10535.1:15





Amico Mobility Solutions Corporation | 122-B East Beaver Creek Road, Richmond Hill, ON L4B 1G6, Canada
600 Prime Place, Hauppauge, NY 11788, USA
Toll Free Tel: 1.877.462.6426 | Tel: 905.764.0800 | Fax: 905.764.0862
Email: info@amico.com | www.amico.com